

1A68F

Silent Soft-Closing Undermount Slide for Face Framed Cabinets (16mm)



Specifications

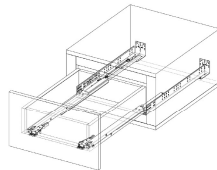
- **Length:** 229 / 305 / 381 / 457 / 533mm
9" / 12" / 15" / 18" / 21"
- **Travel:** Full Extension
- **Maximum Drawer Side Thickness:** 16mm
- **Max. Load Capacity:** 45 kg(100 lb)/pair
- **Mount:** Undermount
- **Material:** Galvanized Steel
- **Height Adjustment:** +3.5mm
- **Package:** Unit Packed in 6 pairs/carton

Features

- Concealed undermounted runners with full extension travel length
- Ultra smooth gliding motion with high rigidity and stability
- Enhanced silent soft-closing feature with light opening force
- Durable damping system with fast response capability
- Tool-less drawer height adjustment from the drawer front
- Simple drawer assembly and removal with the front release latch
- Dynamic loading capacity of 40kg (88lb) with 100,000 life cycles, or 45kg (100lb) with 50,000 life cycles

Applications

- For Face Framed Cabinets :Kitchen Cabinetry, Home Furniture and Box Drawers

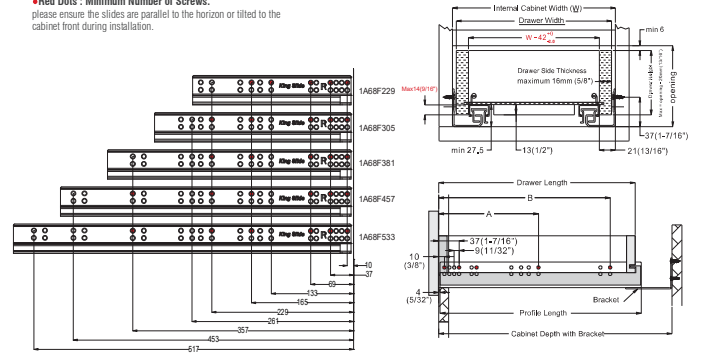


Dimensional Specifications

Positions of Cabinet Hole

- **Red Dots : Minimum Number of Screws.** please ensure the slides are parallel to the horizon or tilted to the cabinet front during installation.

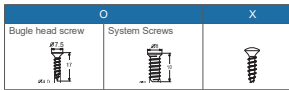
Space Requirements



Drawer Width Formula	
Drawer Side Thickness mm (inch)	"W" minus mm (inch)
16 (5/8")	10 (3/8")
15 (9/32")	12 (15/32")
14 (9/16")	14 (9/16")
13 (1/2")	16 (5/8")
12 (15/32")	18 (23/32")

W: Internal Cabinet Width

Example:
Internal Cabinet Width = 457 mm (18")
Drawer Side Thickness = 13 mm (1/2")
Drawer Width = 457 - 16 = 441_{±0.2} mm
= (18") - (5/8") = 17-3/8"



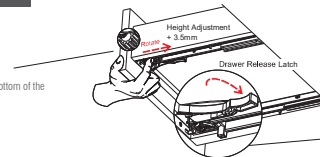
Note: Holes other than those shown are stamped for internal manufacturing purposes and may change without notice.

Item No.	Drawer Length mm (inch)	Overall Cabinet Depth mm (inch)	Cabinet Depth With Bracket mm (inch)		Profile Length mm (inch)	System Screw Locations mm (inch)	
			MAX	MIN		A	B
1A68F229	229 (9")	305 (12")			256 (10-1/16")	133 (5-1/4")	229 (9")
1A68F305	305 (12")	381 (15")	369 (14-9/16")	326 (12-7/8")	318 (12-1/2")	165 (6-1/2")	261 (10-1/4")
1A68F381	381 (15")	457 (18")	446 (17-9/16")	403 (15-7/8")	394 (15-1/2")	165 (6-1/2")	357 (14-1/16")
1A68F457	457 (18")	533 (21")	522 (20-9/16")	479 (18-7/8")	470 (18-1/2")	261 (10-1/4")	453 (17-13/16")
1A68F533	533 (21")	610 (24")	598 (23-9/16")	555 (21-7/8")	546 (21-1/2")	261 (10-1/4")	517 (20-3/8")

Fit with American standard 3" cabinet depth system.

Easy Assembly with Front-End Installation.

Tool-less Height Adjustment :
Simply rotate the wheel at the front bottom of the drawer to adjust the drawer height.



Drawer Removal:
Simply press the front release device to remove the drawer.

Our specially designed front-end installation allows quick and simple drawer installation and removal.